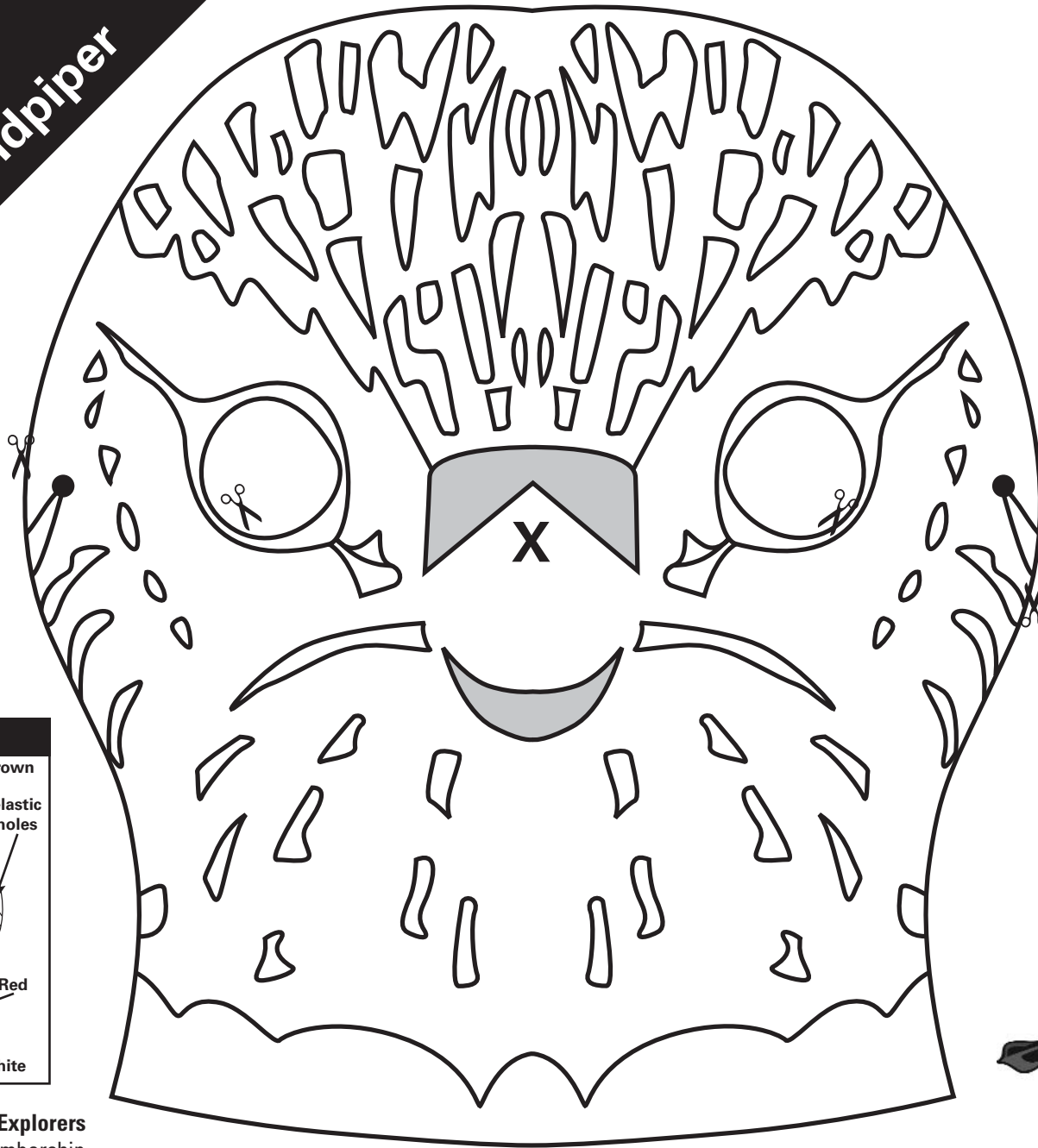
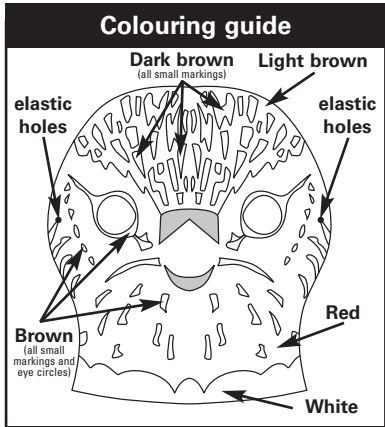
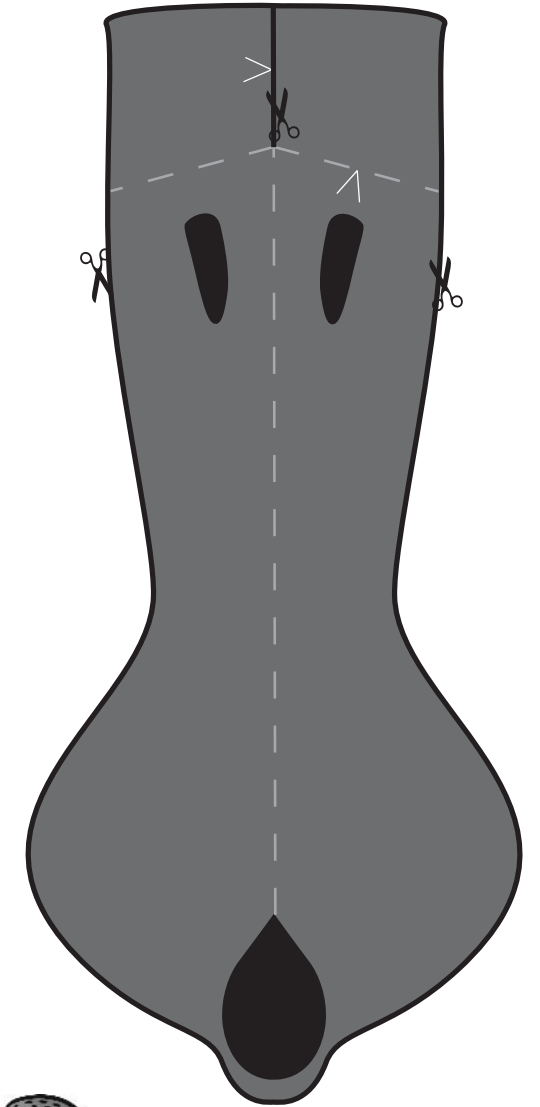




# Spoon-billed sandpiper



Match arrows on flaps



**RSPB Wildlife Explorers** is the junior membership of the Royal Society for the Protection of Birds.

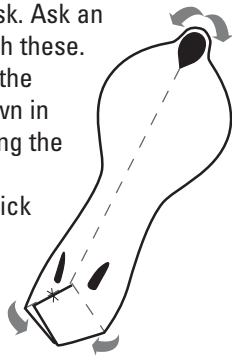
Regd charity England and Wales no 207076,  
Scotland no SCO37654 330-0337-07-08

### You will need:

- Scissors
- Sticky tape
- About 50 cm of shirring elastic
- Colouring pens/pencils in red, light brown (or orange) and dark brown.

### What to do:

- Use the diagram to colour in the mask.
- Carefully cut out your mask and the beak, along the thick lines marked with scissors. **Do not cut along the dotted lines.**
- Cut out the two eyes and push out the holes for the elastic, marked on each side of the mask. Ask an adult to help you with these.
- Fold the beak along the dotted lines, as shown in the diagram, matching the arrows on the flaps.
- Use sticky tape to stick the beak flaps together, and another piece to fix onto the cross marked on the mask. Once in place, flatten beak.
- Thread the elastic through the holes in the mask. Ask an adult to fit the mask to your head and tie a knot in each end of the elastic. Stick the elastic in place with sticky tape.



### Information for activity leader:

Photocopy this template onto card for the best effect.



**RSPB Wildlife Explorers** is the junior membership of the Royal Society for the Protection of Birds.

## Spoon-billed sandpiper

**This is one of the rarest wading birds in the world. It breeds in north-east Russia and migrates along the east Asia coast. The most likely time to see it here is in late April and May and in September.**

**It eats insects and other small creatures which it finds by sweeping its beak from side to side in soft wet mud or shallow water.**



[www.rspb.org.uk/youth](http://www.rspb.org.uk/youth)

RSPB Wildlife Explorers is the junior membership of the Royal Society for the Protection of Birds.

Registered charity England & Wales no 207076,  
Scotland no SCO37654

330-0337-07-08